



Posturepedic®

ADJUSTABLE



SUPPORTS YOUR LIFESTYLE

Upgrade your sleep system with Sealy Posturepedic® Adjustable. Enjoy complete relaxation and rejuvenation with a Sealy Posturematic™ Base, allowing you to enjoy the benefits of a bed that can be adjusted for your therapeutic and lifestyle needs.




SUPPORT THAT'S RIGHT FOR YOU

With so many benefits gained from a quality night's sleep, there should be no compromise.

Research and medical evidence reveal just how critical sleep is for our health and wellbeing. So, finding the right mattress is an important decision.

With over 65 years of history, you can trust Sealy Posturepedic® to deliver unparalleled performance and a great night's sleep.

LATEST INNOVATIONS



#COMFORTCORE®

At the centre third of the mattress is the ComfortCore®, a layer of ultra soft foam that offers a greater level of conformance to the back and hip area.

*COMFORTCORE® PREMIUM

Step up to ComfortCore® Premium where latex and/or gel-infused visco elastic offer a greater level of conformance to the back and hip area.

SMARTEX®

By drawing moisture away from the surface, this unique fabric treatment works to cool and regulate your sleep climate.



*ICE-TOUCH® TECHNOLOGY

The Ice-Touch® technology does not simply cool you down, it is cool-to-touch and provides an instant cooling effect on the skin. You will fall asleep more quickly, enjoying a qualitative night's rest.



*SPACER BREATHABLE GUSSET

Innovative breathable fabric to improve ventilation and airflow throughout the night.


ALIGNSUPPORT™ COIL

Intuitive two-stage coil system senses your weight and responds with the support needed to help maintain your body's natural alignment.



FLEXICASED™ EDGE SUPPORT

Sealy Posturepedic® Adjustable features FlexiCased™ edge support suitable for adjustable bases.



It stabilises the perimeter of the mattress for edge-to-edge support.

LIFTRIGHT® WRAP HANDLES

Wrap handles are located on each corner and side of the mattress as additional gripping points to make moving your mattress easier.



#Available in Elevate Collection

*Available in Elevate Ultra Collection

SEALY SUPPORTS YOU

To achieve a truly restful night's sleep your body needs to relax and recover. A sleep surface that provides a combination of pressure relieving comfort and deep down support will help the body rest better.

Sealy Posturepedic® has a heritage of orthopaedic design and are industry leaders in sleep innovation. The Sealy Research & Development facility engineer mattresses with pressure relieving materials that promote circulation to help minimise tossing and turning. Patented spring technology is designed to support the body to assist in relieving morning backache.



The Sealy Posturematic™ Adjustable Bed Base features:



Adjustable Functionality

The Posturematic™ Energise Base delivers functionality that meets both your health and lifestyle needs, through an optional massage function, pre-set bed positions triggered with a single touch of a button and customised head and foot adjustment options.

Bed Base Technology


As a bed for today's world, Posturematic™ also offers other convenient lifestyle features including a cordless remote for hassle free, easy bed adjustment. The Energise Base also features 2 USB charging ports located on the bed base edge and a clever under bed LED light operated from the remote.

SIZING INFORMATION

Sealy Posturepedic® Adjustable Mattress and Posturematic™ Energise Base are available in Single, Super Single and Queen-sizes only. Length is available in 190cm and 203cm.

Single

91cm (W) x 190cm (L)



Super Single

107cm (W) x 190cm (L)



Queen

152cm (W) x 190cm (L)



ORTHOPAEDIC
ADVISORY BOARD

 [sealy.com.sg](https://www.sealy.com.sg)

 [SealyAsiaSingapore](https://www.facebook.com/SealyAsiaSingapore)

 [sealysingapore](https://www.instagram.com/sealysingapore)