


 **Posturepedic**[®]
Elevate Ultra

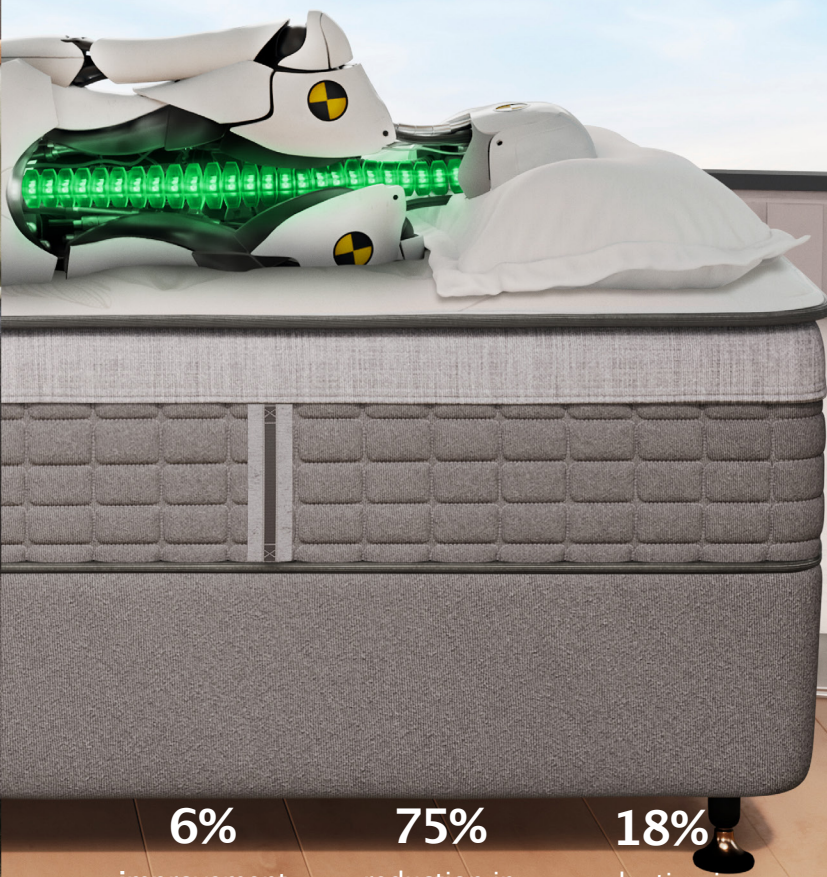


COMFORT & SCIENCE

A woman is lying on her side on a bed, covered with a light-colored blanket. The bed has a dark blue, textured duvet cover. To the left of the bed is a modern chair with a brown leather seat and backrest, supported by wooden legs. The room has a dark wood floor and a grey rug. The background is a wall of vertical blinds.

Quality sleep is the fuel that powers your day. At Sealy, it's the reason we combine groundbreaking orthopaedic research and state-of-the-art scientific techniques: including using sensor equipped test mannequins to understand the impact of mattress design on the body. The result is Sealy Posturepedic®: a bed designed to maintain your body's natural alignment, ensuring comfort and support from head to toe.

HAVE ALIGNED.



6%



improvement
in deep down
support

75%

reduction in
lateral
movement

18%

reduction in
motion
transfer



DESIGNED & TESTED, SO YOU WAKE UP RESTED.


Without adequate spinal support, poor alignment can lead to back pain, discomfort and restlessness. For the best sleep possible, we designed a network of coils that sense your weight and respond

with increasing levels of support that's needed to help maintain your body's natural alignment. Because when you're well supported at night, you can get straight into your day.

WHAT INNOVATION FEELS LIKE.

POSTUREPEDIC TECHNOLOGY

Not all mattresses are created equal. Inside the Elevate Ultra range are unique components designed and built to meet orthopaedically specified criteria, ensuring you wake up feeling alert, energised and ready to take on the day. Your body and mind elevated, thanks to the natural rejuvenation of unbroken, quality sleep.




ALIGNSUPPORT™ COIL

Intuitive two-stage coil system senses your weight and responds with the support needed to help maintain your body's natural alignment.


SMARTEX®

By drawing moisture away from the surface, this unique fabric treatment works to cool and regulate your sleep climate.




COMFORTCORE® PREMIUM

Step up to ComfortCore® Premium where latex and/or gel-infused visco elastic offer a greater level of conformance to the back and hip area.



UNICASED® XT TECHNOLOGY

Sealy's most innovative edge support system – UniCased® XT – provides greater stability and a seamless transition from one edge of the bed to the other, maximising your sleep surface.



ICE-TOUCH® TECHNOLOGY

The Ice-Touch® technology does not simply cool you down, it is cool-to-touch and provides an instant cooling effect on the skin. You will fall asleep more quickly, enjoying a qualitative night's rest.



LIFTRIGHT® WRAP HANDLES

Wrap handles are located on each corner and side of the mattress as additional gripping points to make moving your mattress easier.

THE POSTUREPEDIC DIFFERENCE

Backed by world-leading orthopaedic research, Sealy Posturepedic® features innovative technology designed to sense your weight and respond with the

appropriate level of support. This will help to maintain your body's natural alignment so that you sleep soundly and wake up ready to take on the day.




Orthopaedic
Premium Collection

Orthopaedic
Estate UK/USA
Orthopaedic Premium Collection
SmartTex
SmartTex



MATTRESS SIZING

Single 91 x 190

Super Single 107 x 190

Queen 152 x 190

King 183 x 190

All sizes are nominal.

Dimensions are in cm; width by length.







Posturepedic



Visit www.sealy.com.sg for more details.

 SealyAsiaSingapore  sealysingapore